


# Surface Mount Power Splitter/Combiner

## ADQ-22+

2 Way-90° 50Ω 95 to 200 MHz



### Maximum Ratings

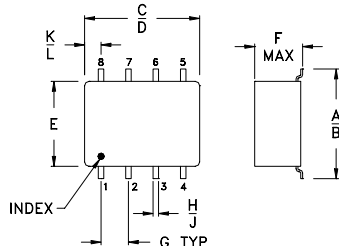
Operating Temperature	-40°C to 85°C
Storage Temperature	-55°C to 100°C
Power Input (as a splitter)	1W max.

Permanent damage may occur if any of these limits are exceeded.

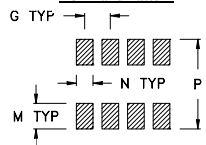
### Pin Connections

SUMPORT	1
PORT 1 (0°)	5
PORT 2 (+90°)	8
GROUND EXTERNAL	2,3,6,7
50 OHM TERM EXTERNAL	4

### Outline Drawing



#### PCB Land Pattern

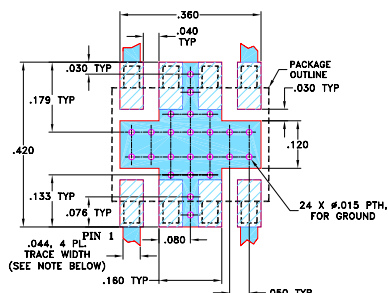


Suggested Layout,  
Tolerance to be within ±.002

### Outline Dimensions (inch/mm)

A	B	C	D	E	F	G	
.345	.400	.385	.435	.310	.215	.100	
8.76	10.16	9.78	11.05	7.87	5.46	2.54	
H	J	K	L	M	N	P	wt
.015	.025	.035	.075	.120	.060	.420	grams
0.38	0.64	0.89	1.91	3.05	1.52	10.67	0.45

### Demo Board MCL P/N: TB-83 Suggested PCB Layout (PL-063)



- NOTES: 1. TRACE WIDTH IS SHOWN FOR ROGERS RO4350B WITH DIELECTRIC THICKNESS 0.020" ± 0.0015". COPPER: 1/2 OZ. EACH SIDE. FOR OTHER MATERIALS TRACE WIDTH MAY NEED TO BE MODIFIED.
2. BOTTOM SIDE OF THE PCB IS CONTINUOUS GROUND PLANE.
- DENOTES PCB COPPER LAYOUT WITH SMOBC (SOLDER MASK OVER BARE COPPER)
  - DENOTES COPPER LAND PATTERN FREE OF SOLDER MASK

### Features

- low insertion loss, 0.3 dB typ.
- high isolation, 28 dB typ.
- excellent VSWR, 1.10 typ.
- small size surface mount

### Applications

- point to point microwave link

CASE STYLE: CJ725  
PRICE: \$9.95 ea. QTY (1-9)

+ RoHS compliant in accordance with EU Directive (2002/95/EC)

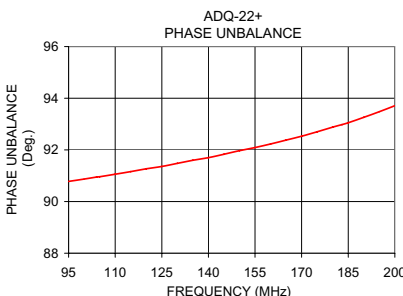
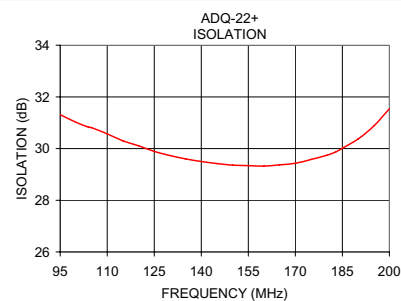
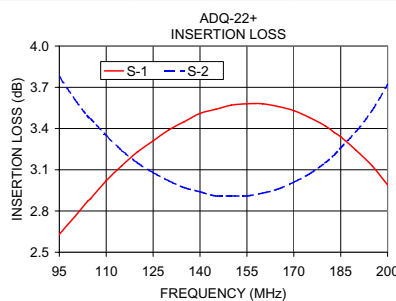
The +Suffix has been added in order to identify RoHS Compliance. See our web site for RoHS Compliance methodologies and qualifications.

### Electrical Specifications

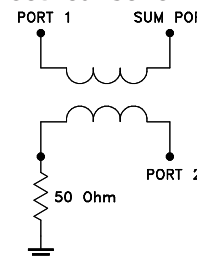
FREQ. RANGE (MHz)	ISOLATION (dB)		INSERTION LOSS (dB) Avg. of Coupled Outputs less 3 dB		PHASE UNBALANCE (Degrees)	AMPLITUDE UNBALANCE (dB)		VSWR (-1)		
	Typ.	Min.	Typ.	Max.	Typ. Max.	Typ.	Max.	S-Port Typ.	Output Typ.	
f <sub>L</sub> -f <sub>H</sub>										
95-200	28	24	0.3	0.6	2	6	0.7	1.6	1.1	1.1

### Typical Performance Data

Frequency (MHz)	Insertion Loss (dB)		Amplitude Unbalance (dB)	Isolation (dB)	Phase Unbalance (deg.)	VSWR S	VSWR 1	VSWR 2
	S-1	S-2						
95.00	2.63	3.78	1.15	31.31	90.78	1.09	1.09	1.06
100.00	2.76	3.61	0.85	31.02	90.87	1.09	1.09	1.06
105.00	2.89	3.47	0.57	30.81	90.96	1.09	1.09	1.06
110.00	3.02	3.35	0.33	30.57	91.06	1.09	1.09	1.06
120.00	3.23	3.15	0.08	30.11	91.27	1.10	1.10	1.06
130.00	3.39	3.02	0.37	29.73	91.48	1.10	1.10	1.06
140.00	3.51	2.94	0.57	29.50	91.70	1.10	1.10	1.06
150.00	3.57	2.91	0.66	29.36	91.97	1.10	1.10	1.06
160.00	3.58	2.93	0.65	29.32	92.23	1.10	1.10	1.06
170.00	3.53	3.01	0.52	29.43	92.53	1.11	1.11	1.05
180.00	3.42	3.15	0.26	29.74	92.88	1.11	1.11	1.05
185.00	3.34	3.26	0.08	30.01	93.05	1.11	1.10	1.05
190.00	3.24	3.38	0.14	30.37	93.26	1.11	1.10	1.05
195.00	3.13	3.53	0.41	30.87	93.48	1.11	1.10	1.04
200.00	2.99	3.72	0.72	31.54	93.71	1.11	1.10	1.04



### electrical schematic



For detailed performance specs & shopping online see web site

**Mini-Circuits®**  
ISO 9001 ISO 14001 AS 9100 CERTIFIED

P.O. Box 350166, Brooklyn, New York 11235-0003 (718) 934-4500 Fax (718) 332-4661 The Design Engineers Search Engine Provides ACTUAL Data Instantly at [minicircuits.com](http://minicircuits.com)

IF/RF MICROWAVE COMPONENTS

Notes: 1. Performance and quality attributes and conditions not expressly stated in this specification sheet are intended to be excluded and do not form a part of this specification sheet. 2. Electrical specifications and performance data contained herein are based on Mini-Circuit's applicable established test performance criteria and measurement instructions. 3. The parts covered by this specification sheet are subject to Mini-Circuits standard limited warranty and terms and conditions (collectively, "Standard Terms"); Purchasers of this part are entitled to the rights and benefits contained therein. For a full statement of the Standard Terms and the exclusive rights and remedies thereunder, please visit Mini-Circuits' website at [www.minicircuits.com/MCLStore/terms.jsp](http://www.minicircuits.com/MCLStore/terms.jsp).

REV. OR  
M112755  
ED-12462/1  
ADQ-22+  
HY/IZ/CP  
090914