


# Surface Mount RF Transformer

50Ω 8 to 600 MHz

## ADT2-1T-1P+ ADT2-1T-1P



CASE STYLE: CD542  
PRICE: \$4.25 ea. QTY (10-49)

**+ RoHS compliant in accordance  
with EU Directive (2002/95/EC)**

*The +Suffix identifies RoHS Compliance. See our web site  
for RoHS Compliance methodologies and qualifications.*

### Maximum Ratings

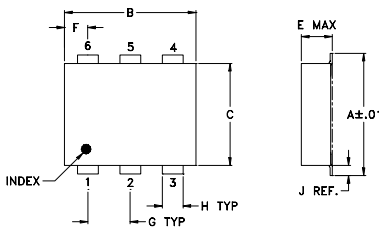
Operating Temperature	-20°C to 85°C
Storage Temperature	-55°C to 100°C
RF Power	1W
DC Current	30mA

Permanent damage may occur if any of these limits are exceeded.

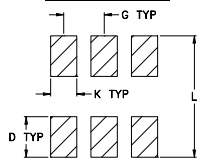
### Pin Connections

PRIMARY DOT	3
PRIMARY	1
SECONDARY DOT	4
SECONDARY	6
SECONDARY CT	5
NOT USED	2

### Outline Drawing



### PCB Land Pattern



Suggested Layout,  
Tolerance to be within ±.002

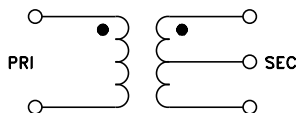
### Outline Dimensions (inch)

A	B	C	D	E	F	G
.272	.310	.220	.100	.112	.055	.100
6.91	7.87	5.59	2.54	2.84	1.40	2.54

H	J	K	L	wt
.030	.026	.065	.300	grams
0.76	0.66	1.65	7.62	0.20

Demo Board MCL P/N: TB-430

### Config. A



### Features

- excellent return loss, 15 dB typ.
- excellent amplitude unbalance, 0.1 dB typ. and phase unbalance, 1 deg. typ.
- high RF power up to 1 watt
- aqueous washable
- protected under US patent 6,133,525

### Applications

- impedance matching
- baluns

### Transformer Electrical Specifications

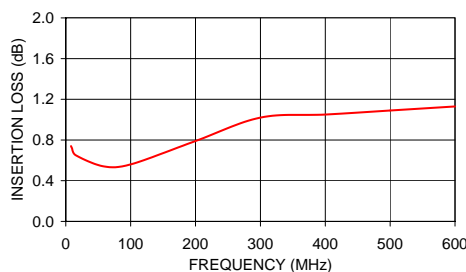
Ω RATIO (Secondary/Primary)	FREQUENCY (MHz)	INSERTION LOSS*			PHASE UNBALANCE (Deg.) Typ.		AMPLITUDE UNBALANCE (dB) Typ.	
		3 dB MHz	2 dB MHz	1 dB MHz	1 dB bandwidth	2 dB bandwidth	1 dB bandwidth	2 dB bandwidth
2	8-600	8-600	10-400	13-300	1	1	0.2	0.3

\* Insertion Loss is referenced to mid-band loss, 0.5 dB typ.

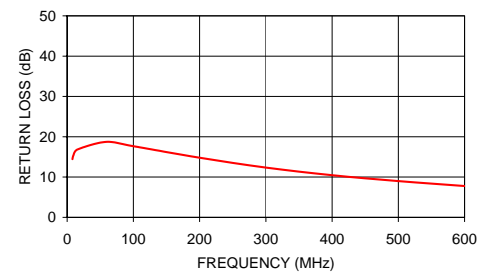
### Typical Performance Data

FREQUENCY (MHz)	INSERTION LOSS (dB)	INPUT R. LOSS (dB)	AMPLITUDE UNBALANCE (dB)	PHASE UNBALANCE (Deg.)
8.00	0.74	14.43	0.00	0.06
9.50	0.72	15.42	0.01	0.06
15.50	0.65	16.83	0.00	0.03
58.75	0.54	18.72	0.01	0.14
100.00	0.56	17.66	0.03	0.00
200.00	0.79	14.80	0.13	0.11
300.00	1.02	12.34	0.33	0.51
400.00	1.05	10.45	0.66	1.24
500.00	1.09	9.00	1.10	2.48
600.00	1.13	7.78	1.78	4.22

ADT2-1T-1P  
INSERTION LOSS



ADT2-1T-1P  
INPUT RETURN LOSS



**Mini-Circuits®**  
ISO 9001 ISO 14001 AS 9100 CERTIFIED

P.O. Box 350166, Brooklyn, New York 11235-0003 (718) 934-4500 Fax (718) 332-4661 *The Design Engineers Search Engine* Provides ACTUAL Data Instantly at [minicircuits.com](http://minicircuits.com)

IF/RF MICROWAVE COMPONENTS

For detailed performance specs  
& shopping online see web site

**Notes:** 1. Performance and quality attributes and conditions not expressly stated in this specification sheet are intended to be excluded and do not form a part of this specification sheet. 2. Electrical specifications and performance data contained herein are based on Mini-Circuit's applicable established test performance criteria and measurement instructions. 3. The parts covered by this specification sheet are subject to Mini-Circuits standard limited warranty and terms and conditions (collectively, "Standard Terms"); Purchasers of this part are entitled to the rights and benefits contained therein. For a full statement of the Standard Terms and the exclusive rights and remedies thereunder, please visit Mini-Circuits' website at [www.minicircuits.com/MCLStore/terms.jsp](http://www.minicircuits.com/MCLStore/terms.jsp).

REV. C  
M112648  
ADT2-1T-1P  
ED-6918/2  
HY/TD/CP/AM  
071101