

Coaxial High Power Amplifier

HPA-272+

50Ω 100W 700 to 2700 MHz

The Big Deal

- High output power, 100W typ.
- High gain, 48 dB typ.
- Excellent reverse isolation, 89 dB typ.
- Rugged 3U rack mount case style with internal fans
- Operates from AC line power: 110/220V
- Built-in over-temperature protections



CASE STYLE: NG1942

Product Overview

The HPA-272+ is a high power, rack mount amplifier with a self-contained 110/220V power supply which can be used for a wide variety of laboratory testing applications. This rugged amplifier is capable of amplifying signals up to 100W output power over its entire operating bandwidth of 700 – 2700 MHz. Built-in safety features include over-temperature protection, fan alarms, and the ability to handle short/open loads up to 3 dB compression point, preventing amplifier damage and providing excellent reliability.

Key Features

Feature	Advantages
Wideband frequency range	700 – 2700 MHz bandwidth covers popular wireless communications, SATCOM and radar bands in a single instrument, useful for many test applications.
100W output power	Supports high power test applications such as EMI, max power handling, and reliability testing
High Gain	48 dB typical gain allows the HPA-272+ to be driven to full output power with nearly all commercially available signal generators
High Reverse Isolation	Insulates load reflections to protect sensitive signal sources from potential damage and performance variation due to load pulling
A/C Power	Operating from standard AC line power supply - the HPA-272+ can be powered from 110 - 220V at 50~60 Hz making this HPA versatile in supporting global markets
Cooling system	Front to back forced air cooling fans makes this ideal for usage in test equipment racks.
Built-in protections	The unit shuts OFF when the internal amplifier reaches a set temperature of 85±5°C, preventing damage to the amplifier and providing added reliability.



Coaxial High Power Amplifier

HPA-272+

50Ω 100W 700 to 2700 MHz

Features

- High output power, 100W typ.
- High gain, 48 dB typ.
- Excellent reverse isolation, 89 dB typ.
- Rugged 3U rack mount case style with internal fans
- Operates from AC line power: 110/220V
- Built-in over-temperature protections

Applications

- Laboratory test instrument
- RF Power stress test
- EMI and antenna testing
- Reliability testing



CASE STYLE: NG1942

Model No.	Description	Price	Qty.
HPA-272+	High Power Amplifier w/ N-Type Connectors	\$8,995.00 ea.	(1-9)

Included Accessories

CBL-3W-XX	AC Power Cord		1
-----------	---------------	--	---

+RoHS Compliant

The +Suffix identifies RoHS Compliance. See our web site for RoHS Compliance methodologies and qualifications

Electrical Specifications at 25°C

Parameter	Condition	Min.	Typ.	Max.	Units
Frequency Range		700	—	2700	MHz
Gain	700 - 2700 MHz	45	48	—	dB
Gain Flatness	700 - 2700 MHz	—	±1.7	±2.1	dB
Output Power at 1dB compression	700 - 2700 MHz	—	+49	—	dBm
Output Power at 3dB compression ¹	700 - 2700 MHz	+48	+50.6	—	dBm
Noise Figure	700 - 2700 MHz	—	8.2	10	dB
Output third order intercept point	700 - 2700 MHz	—	+55	—	dBm
Input VSWR	700 - 2700 MHz	—	1.3	—	:1
Output VSWR	700 - 2700 MHz	—	1.3	—	:1
Isolation	700 - 2700 MHz	—	89	—	dB
AC Supply	50-60 Hz	—	110/220	—	V
Power Consumption	110/220V	—	531	600	W

1. Capable to operate into open or short load up to output power at 3 dB compression.

Maximum Ratings¹

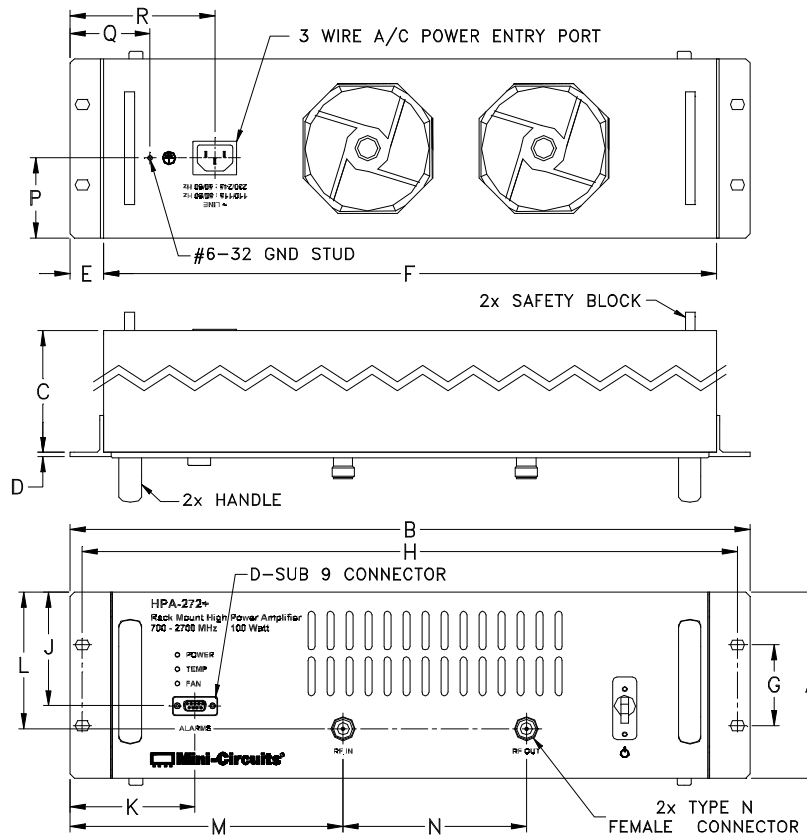
Parameter	Ratings
Operating Temperature	0°C to 50°C
Storage Temperature	-20°C to 70°C (non condensing)
Input RF Power (no damage)	+7 dBm

1. Permanent damage may occur if any of these limits are exceeded.

D-Sub Male Connector Pin Connections (Front Panel)

Pin #	Pin Function
1	HPA Temp Alarm
2	Fan Alarm
3	Ground
4-9	NC

Outline Drawing



Outline Dimensions (inch / mm)

A	B	C	D	E	F	G	H	J	K	L	M	N	P	Q	R	wt
5.20	19.0	20.0	.13	.94	17.13	2.25	18.31	3.17	3.49	3.82	7.63	5.12	2.23	2.24	4.05	grams
132.08	482.60	508.00	3.30	23.88	435.10	57.15	465.07	80.52	88.65	97.03	193.80	130.05	56.64	56.90	102.87	13610.0

Ordering, Pricing & Availability Information see our web site

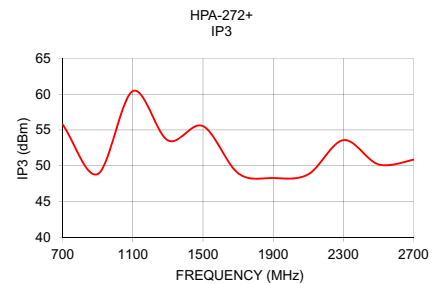
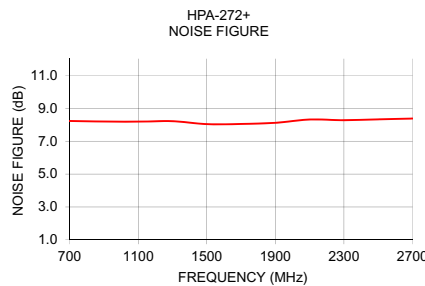
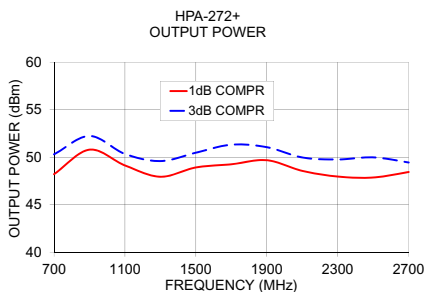
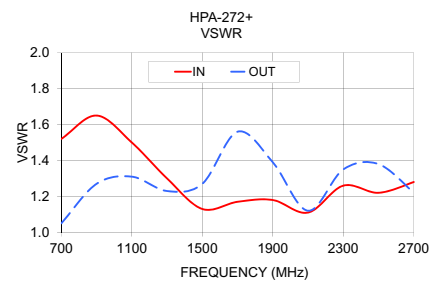
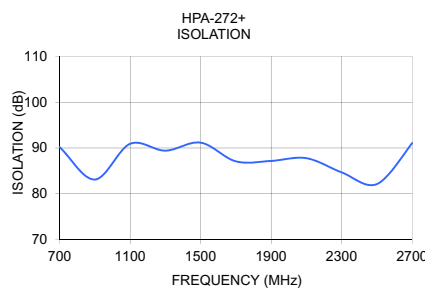
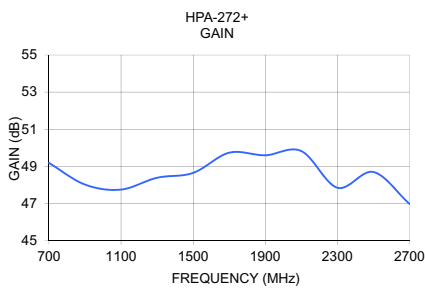
Model	Description
HPA-272+	Rack Mount High Power Amplifier

Included Accessories	Description
CBL-3W-XX	AC Power Cord (Select one power cord from below with each Rack Mount HPA)

AC Power Cords	Description
CBL-3W-US	US Power Cord
CBL-3W-EU	EU Power Cord

Typical Performance Data

FREQUENCY (MHz)	GAIN (dB)	ISOLATION (dB)	VSWR (:1)		POUT at 1 dB COMPR. (dBm)	POUT at 3 dB COMPR. (dBm)	NOISE FIGURE (dB)	IP3 (dBm)
			IN	OUT				
700	49.2	90.2	1.5	1.1	48.2	50.3	8.2	55.8
900	48.0	83.1	1.7	1.3	50.8	52.2	8.2	48.9
1100	47.7	90.9	1.5	1.3	49.1	50.4	8.2	60.4
1300	48.4	89.4	1.3	1.2	48.0	49.6	8.2	53.6
1500	48.6	91.2	1.1	1.3	48.9	50.5	8.0	55.5
1700	49.7	87.1	1.2	1.6	49.3	51.3	8.0	49.0
1900	49.6	87.2	1.2	1.4	49.7	51.1	8.1	48.3
2100	49.8	87.8	1.1	1.1	48.6	50.0	8.3	48.8
2300	47.8	84.7	1.3	1.4	48.0	49.8	8.3	53.6
2500	48.7	82.1	1.2	1.4	47.9	50.0	8.3	50.2
2700	47.0	91.1	1.3	1.2	48.5	49.5	8.4	50.9



Additional Notes

- A. Performance and quality attributes and conditions not expressly stated in this specification document are intended to be excluded and do not form a part of this specification document.
- B. Electrical specifications and performance data contained in this specification document are based on Mini-Circuit's applicable established test performance criteria and measurement instructions.
- C. The parts covered by this specification document are subject to Mini-Circuits standard limited warranty and terms and conditions (collectively, "Standard Terms"); Purchasers of this part are entitled to the rights and benefits contained therein. For a full statement of the Standard Terms and the exclusive rights and remedies thereunder, please visit Mini-Circuits' website at www.minicircuits.com/MCLStore/terms.jsp