

Miniature Ceramic Fixed Attenuator

50Ω 1W 5dB DC to 7000 MHz

PAT-5+



Maximum Ratings

Operating Temperature	-55°C to 100°C
Storage Temperature	-55°C to 100°C

Permanent damage may occur if any of these limits are exceeded.

Pin Connections

INPUT	1
OUTPUT	3
GROUND	2,4

Features

- wideband, DC to 7000 MHz
- excellent VSWR, through entire band
- miniature size
- aqueous washable

Applications

- power leveling
- impedance match improvement

CASE STYLE: AF320
PRICE: \$2.95 ea. QTY (10-49)

+ RoHS compliant in accordance with EU Directive (2002/95/EC)

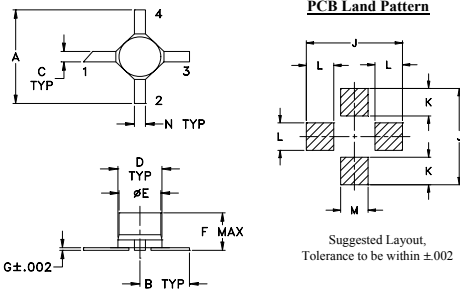
The +Suffix has been added in order to identify RoHS Compliance. See our web site for RoHS Compliance methodologies and qualifications.

Electrical Specifications at 25°C

FREQ. RANGE (MHz)	ATTENUATION (dB) Flatness, Max.	VSWR (:1) Max.			MAX. INPUT POWER (W)
		DC-1 GHz	DC-2.5 GHz	DC-f _U GHz	
f _L -f _U	Nom.	DC-1 GHz	DC-2.5 GHz	DC-f _U GHz	
DC-7000	5±0.3	0.3	0.5	1.0	1

1. RF power at 25°C case temperature: 1 Watt. Derate linearly to 0.1 Watt at 100°C.

Outline Drawing



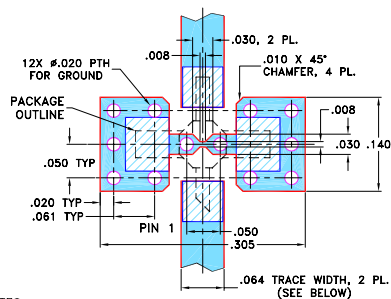
Outline Dimensions (inch/mm)

A	B	C	D	E	F	G
.200	.100	.020	.070	.068	.057	.005
5.08	2.54	0.51	1.78	1.73	1.45	0.13
H	J	K	L	M	N	wt
--	.230	.065	.060	.080	.040	grams
--	5.84	1.65	1.52	2.03	1.02	0.04

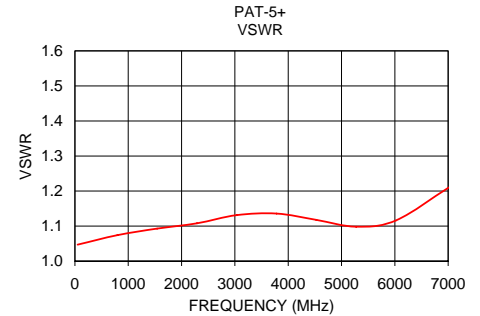
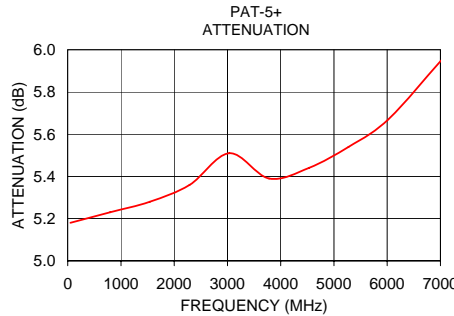
Typical Performance Data

Frequency (MHz)	Attenuation (dB)	VSWR (:1)
50.00	5.18	1.05
796.25	5.23	1.07
1542.50	5.28	1.09
2288.75	5.36	1.11
3035.00	5.51	1.13
3781.25	5.39	1.14
4527.50	5.44	1.12
5273.75	5.54	1.10
6020.00	5.67	1.12
7015.00	5.95	1.21

Demo Board MCL P/N: TB-319 Suggested PCB Layout (PL-208)



- NOTES:
1. TRACE WIDTH IS SHOWN FOR ROGERS RO4350B WITH DIELECTRIC THICKNESS .030" ± .002"; COPPER: 1/2 OZ. EACH SIDE. FOR OTHER MATERIALS TRACE WIDTH MAY NEED TO BE MODIFIED.
 2. BOTTOM SIDE OF THE PCB IS CONTINUOUS GROUND PLANE.
-



Mini-Circuits®
ISO 9001 ISO 14001 AS 9100 CERTIFIED

P.O. Box 350166, Brooklyn, New York 11235-0003 (718) 934-4500 Fax (718) 332-4661 The Design Engineers Search Engine Provides ACTUAL Data Instantly at minicircuits.com

IF/RF MICROWAVE COMPONENTS

For detailed performance specs & shopping online see web site

Notes: 1. Performance and quality attributes and conditions not expressly stated in this specification sheet are intended to be excluded and do not form a part of this specification sheet. 2. Electrical specifications and performance data contained herein are based on Mini-Circuits' applicable established test performance criteria and measurement instructions. 3. The parts covered by this specification sheet are subject to Mini-Circuits standard limited warranty and terms and conditions (collectively, "Standard Terms"); Purchasers of this part are entitled to the rights and benefits contained therein. For a full statement of the Standard Terms and the exclusive rights and remedies thereunder, please visit Mini-Circuits' website at www.minicircuits.com/MCLStore/terms.jsp.

REV. G
M108294
PAT-5+
070205