

Miniature Ceramic Fixed Attenuator

50Ω 1W 6dB DC to 7000 MHz

PAT-6+



CASE STYLE: AF320
PRICE: \$2.95 ea. QTY (10-49)

+ RoHS compliant in accordance with EU Directive (2002/95/EC)

The +Suffix has been added in order to identify RoHS Compliance. See our web site for RoHS Compliance methodologies and qualifications.

Maximum Ratings

Operating Temperature	-55°C to 100°C
Storage Temperature	-55°C to 100°C

Permanent damage may occur if any of these limits are exceeded.

Pin Connections

INPUT	1
OUTPUT	3
GROUND	2,4

Features

- wideband, DC to 7000 MHz
- excellent VSWR, through entire band
- miniature size
- aqueous washable

Applications

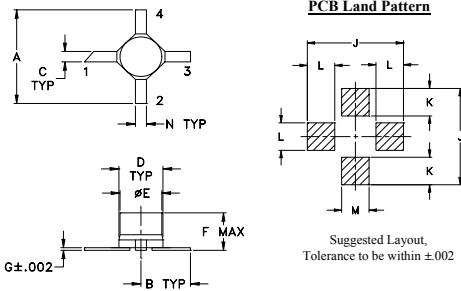
- power leveling
- impedance match improvement

Electrical Specifications at 25°C

FREQ. RANGE (MHz)	ATTENUATION (dB) Flatness, Max.	VSWR (:1) Max.			MAX. INPUT POWER (W)
		DC-1 GHz	DC-2.5 GHz	DC-f _u GHz	
f _L -f _u	Nom.	DC-1 GHz	DC-2.5 GHz	DC-f _u GHz	
DC-7000	6±0.3	0.3	0.5	1.1	1

1. RF power at 25°C case temperature: 1 Watt. Derate linearly to 0.1 Watt at 100°C.

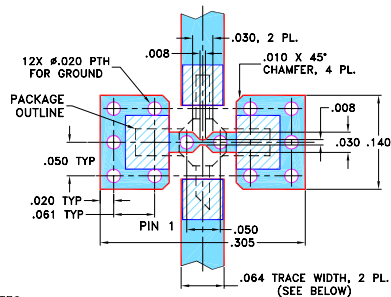
Outline Drawing



Outline Dimensions (inch/mm)

A	B	C	D	E	F	G
.200	.100	.020	.070	.068	.057	.005
5.08	2.54	0.51	1.78	1.73	1.45	0.13
H	J	K	L	M	N	wt
--	.230	.065	.060	.080	.040	grams
--	5.84	1.65	1.52	2.03	1.02	0.04

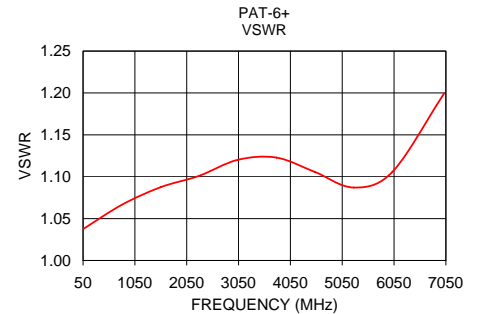
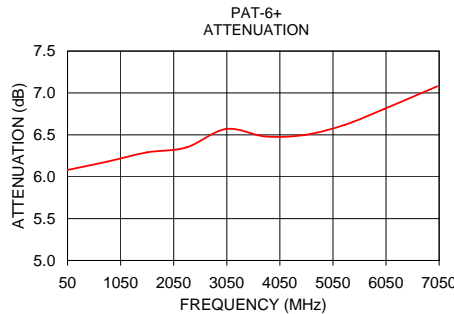
Demo Board MCL P/N: TB-319 Suggested PCB Layout (PL-208)



- NOTES:
1. TRACE WIDTH IS SHOWN FOR ROGERS RO4350B WITH DIELECTRIC THICKNESS .030" ± .002"; COPPER: 1/2 OZ. EACH SIDE. FOR OTHER MATERIALS TRACE WIDTH MAY NEED TO BE MODIFIED.
 2. BOTTOM SIDE OF THE PCB IS CONTINUOUS GROUND PLANE.
- DENOTES PCB COPPER LAYOUT WITH SMOBC (SOLDER MASK OVER BARE COPPER)
- DENOTES COPPER LAND PATTERN FREE OF SOLDER MASK

Typical Performance Data

Frequency (MHz)	Attenuation (dB)	VSWR (:1)
50.00	6.08	1.04
796.25	6.18	1.07
1542.50	6.29	1.09
2288.75	6.35	1.10
3035.00	6.57	1.12
3781.25	6.48	1.12
4527.50	6.50	1.11
5273.75	6.62	1.09
6020.00	6.81	1.11
7015.00	7.08	1.20



Mini-Circuits®
ISO 9001 ISO 14001 AS 9100 CERTIFIED

P.O. Box 350166, Brooklyn, New York 11235-0003 (718) 934-4500 Fax (718) 332-4661 The Design Engineers Search Engine Provides ACTUAL Data Instantly at minicircuits.com

IF/RF MICROWAVE COMPONENTS

For detailed performance specs & shopping online see web site

Notes: 1. Performance and quality attributes and conditions not expressly stated in this specification sheet are intended to be excluded and do not form a part of this specification sheet. 2. Electrical specifications and performance data contained herein are based on Mini-Circuit's applicable established test performance criteria and measurement instructions. 3. The parts covered by this specification sheet are subject to Mini-Circuits standard limited warranty and terms and conditions (collectively, "Standard Terms"); Purchasers of this part are entitled to the rights and benefits contained therein. For a full statement of the Standard Terms and the exclusive rights and remedies thereunder, please visit Mini-Circuits' website at www.minicircuits.com/MCLStore/terms.jsp.

REV. G
M108294
PAT-6+
090814