

Miniature Ceramic Fixed Attenuator

50Ω 1W 9dB DC to 7000 MHz

PAT-9+



CASE STYLE: AF320
PRICE: \$2.95 ea. QTY (10-49)

**+ RoHS compliant in accordance
with EU Directive (2002/95/EC)**

The +Suffix has been added in order to identify RoHS Compliance. See our web site for RoHS Compliance methodologies and qualifications.

Maximum Ratings

Operating Temperature	-55°C to 100°C
Storage Temperature	-55°C to 100°C
Permanent damage may occur if any of these limits are exceeded.	

Pin Connections

INPUT	1
OUTPUT	3
GROUND	2,4

Features

- wideband, DC to 7000 MHz
- excellent VSWR, through entire band
- miniature size
- aqueous washable

Applications

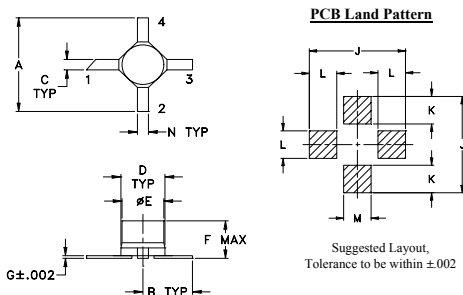
- power leveling
- impedance match improvement

Electrical Specifications at 25°C

FREQ. RANGE (MHz)	ATTENUATION (dB) Flatness, Max.			VSWR (:1) Max.			MAX. INPUT POWER (W)
	DC-1 GHz	DC-2.5 GHz	DC-f _u GHz	DC-1 GHz	DC-2.5 GHz	DC-f _u GHz	
DC-7000	9±0.4	0.4	0.6	1.7	1.3	1.4	1.5

1. RF power at 25°C case temperature: 1 Watt. Derate linearly to 0.1 Watt at 100°C.

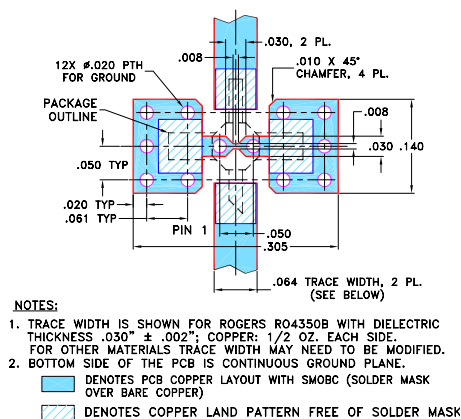
Outline Drawing



Outline Dimensions (inch/mm)

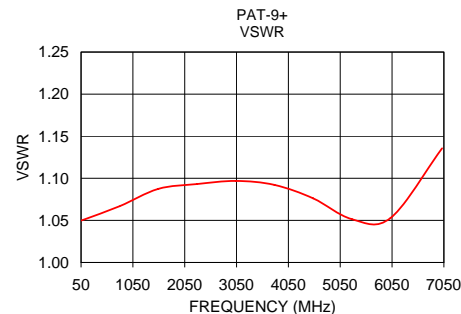
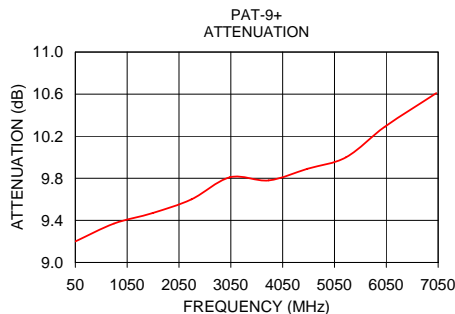
A	B	C	D	E	F	G
.200	.100	.020	.070	.068	.057	.005
5.08	2.54	0.51	1.78	1.73	1.45	0.13
H	J	K	L	M	N	wt
--	.230	.065	.060	.080	.040	grams
--	5.84	1.65	1.52	2.03	1.02	0.04

Demo Board MCL P/N: TB-319 Suggested PCB Layout (PL-208)



Typical Performance Data

Frequency (MHz)	Attenuation (dB)	VSWR (:1)
50.00	9.20	1.05
796.25	9.37	1.07
1542.50	9.47	1.09
2288.75	9.60	1.09
3035.00	9.81	1.10
3781.25	9.78	1.09
4527.50	9.89	1.08
5273.75	10.00	1.05
6020.00	10.29	1.05
7015.00	10.61	1.14



Mini-Circuits®
ISO 9001 ISO 14001 AS 9100 CERTIFIED

P.O. Box 350166, Brooklyn, New York 11235-0003 (718) 934-4500 Fax (718) 332-4661 The Design Engineers Search Engine Provides ACTUAL Data Instantly at minicircuits.com

IF/RF MICROWAVE COMPONENTS

Notes: 1. Performance and quality attributes and conditions not expressly stated in this specification sheet are intended to be excluded and do not form a part of this specification sheet. 2. Electrical specifications and performance data contained herein are based on Mini-Circuit's applicable established test performance criteria and measurement instructions. 3. The parts covered by this specification sheet are subject to Mini-Circuits standard limited warranty and terms and conditions (collectively, "Standard Terms"); Purchasers of this part are entitled to the rights and benefits contained therein. For a full statement of the Standard Terms and the exclusive rights and remedies thereunder, please visit Mini-Circuits' website at www.minicircuits.com/MCLStore/terms.jsp.

For detailed performance specs
& shopping online see web site

REV. G
M108294
PAT-9+
070205