

# Voltage Controlled Oscillator

## ROS-1120-119+

Wide Band 610 to 1120 MHz

### Features

- High power, +13dBm typ.
- Linear tuning characteristics
- Low phase noise
- Low pushing
- Aqueous washable

### Applications

- Military communications
- Test equipment



CASE STYLE: CK605  
PRICE: \$24.95 ea. QTY (5-49)

**+ RoHS compliant in accordance with EU Directive (2002/95/EC)**

The +Suffix has been added in order to identify RoHS Compliance. See our web site for RoHS Compliance methodologies and qualifications.

### Electrical Specifications

MODEL NO.	FREQ. (MHz)		POWER OUTPUT (dBm)	PHASE NOISE dBc/Hz SSB at offset frequencies, kHz				TUNING					NON HARMONIC SPURIOUS (dBc)	HARMONICS (dBc)		PULLING pk-pk @ 12 dBr (MHz)	PUSHING (MHz/V)	DC OPERATING POWER	
	Min.	Max.		Typ.	1	10	100	1000	VOLTAGE RANGE (V)	SENSI- TIVITY (MHz/V)	PORT CAP (pF)	3 dB MODULATION BANDWIDTH (MHz)		Typ.	Typ.			Typ.	Typ.
ROS-1120-119+	610	1120	+13	-77	-102	-124	-145	0.5	18	40 - 56	80	30	-90	-20	-10	9	0.5	15	37

### Pin Connections

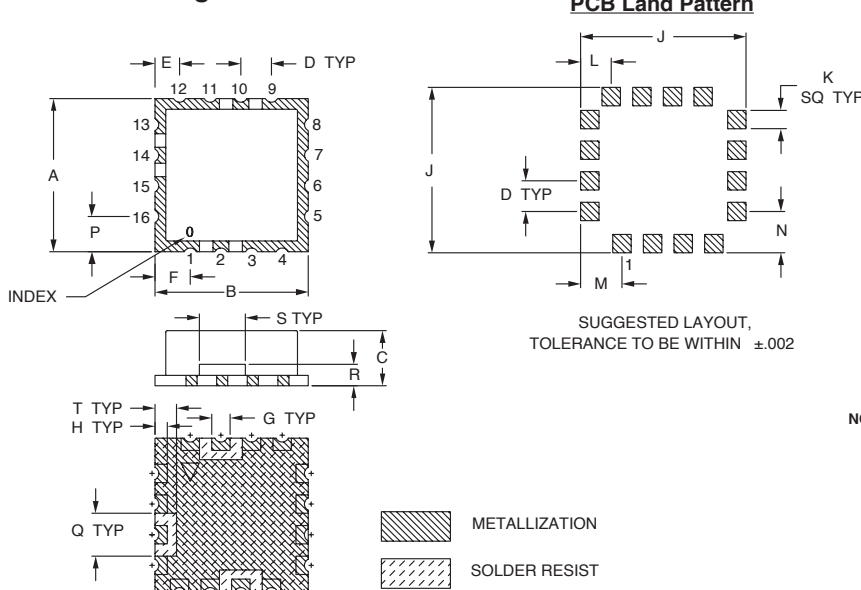
RF OUT	10
VCC	14
V-TUNE	2
GROUND	1,3,4,5,6,7,8,9,11,12,13,15,16

### Maximum Ratings

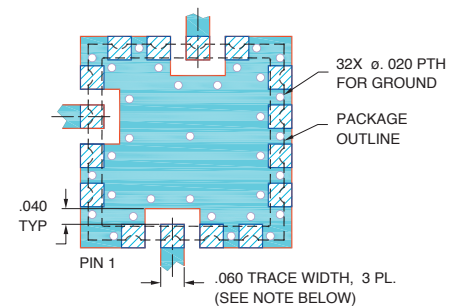
Operating Temperature	-55°C to 85°C
Storage Temperature	-55°C to 100°C
Absolute Max. Supply Voltage (Vcc)	17V
Absolute Max. Tuning Voltage (Vtune)	20V
All specifications	50 ohm system

Permanent damage may occur if any of these limits are exceeded.

### Outline Drawing



### Demo Board MCL P/N: TB-10 Suggested PCB Layout (PL-012)



- NOTES:**
1. TRACE WIDTH IS SHOWN FOR RF4 WITH DIELECTRIC THICKNESS .030" ± .002"; COPPER: 1/2 OZ. EACH SIDE. FOR OTHER MATERIALS TRACE WIDTH MAY NEED TO BE MODIFIED.
  2. BOTTOM SIDE OF THE PCB IS CONTINUOUS GROUND PLANE.
- DENOTES PCB COPPER LAYOUT WITH SMOBC (SOLDER MASK OVER BARE COPPER)
  - DENOTES COPPER LAND PATTERN FREE OF SOLDER MASK

### Outline Dimensions (inch/mm)

A	B	C	D	E	F	G	H	J	K	L	M	N	P	Q	R	S	T	wt.
.500	.500	.180	.100	.080	.115	.060	.040	.540	.060	.100	.135	.135	.115	.140	.070	.150	.070	grams
12.70	12.70	4.57	2.54	2.03	2.92	1.52	1.02	13.72	1.52	2.54	3.43	3.43	2.92	3.56	1.78	3.81	1.78	1.0



For detailed performance specs & shopping online see web site

P.O. Box 350166, Brooklyn, New York 11235-0003 (718) 934-4500 Fax (718) 332-4661 The Design Engineers Search Engine Provides ACTUAL Data Instantly at [minicircuits.com](http://minicircuits.com)

**Notes:** 1. Performance and quality attributes and conditions not expressly stated in this specification sheet are intended to be excluded and do not form a part of this specification sheet. 2. Electrical specifications and performance data contained herein are based on Mini-Circuit's applicable established test performance criteria and measurement instructions. 3. The parts covered by this specification sheet are subject to Mini-Circuits standard limited warranty and terms and conditions (collectively, "Standard Terms"); Purchasers of this part are entitled to the rights and benefits contained therein. For a full statement of the Standard Terms and the exclusive rights and remedies thereunder, please visit Mini-Circuits' website at [www.minicircuits.com/MCLStore/terms.jsp](http://www.minicircuits.com/MCLStore/terms.jsp).

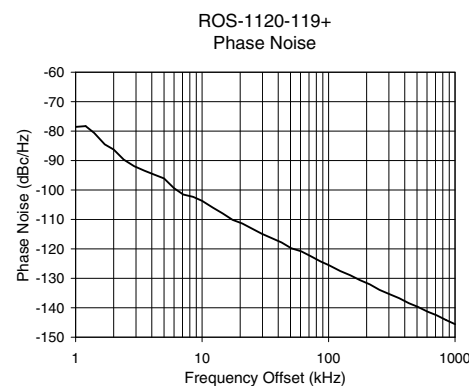
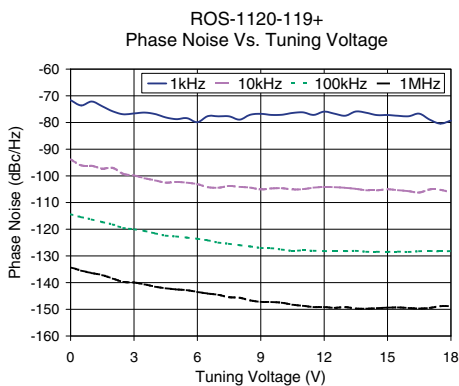
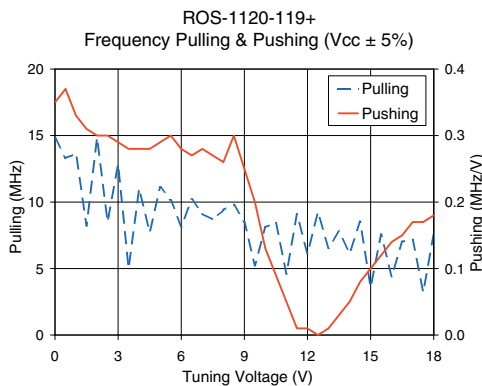
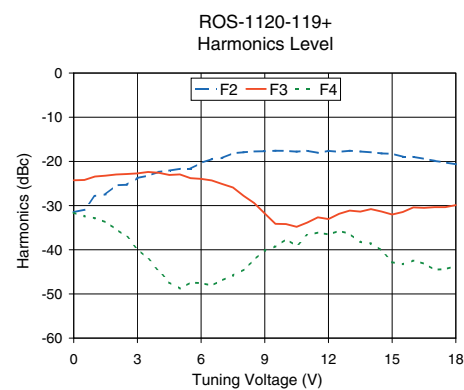
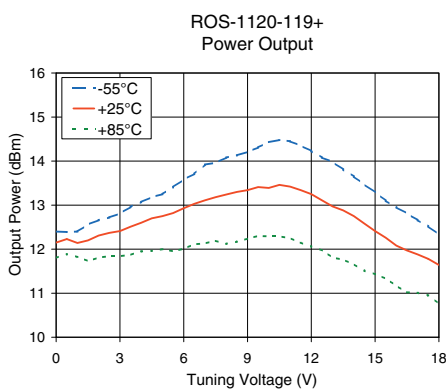
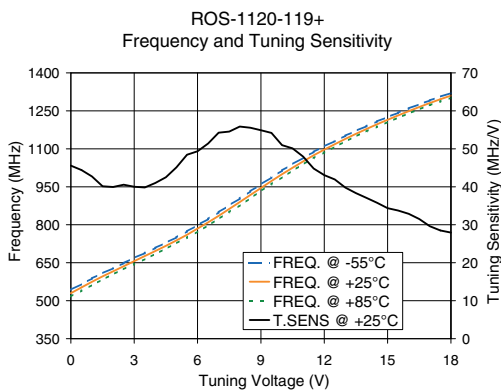
REV. OR  
M104902  
EDR-7009  
ROS-1120-119+  
RAV  
090819  
Page 1 of 2

# Performance Data & Curves\*

# ROS-1120-119+

V TUNE	TUNE SENS (MHz/V)	FREQUENCY (MHz)			POWER OUTPUT (dBm)			Icc (mA)	HARMONICS (dBc)			FREQ. PUSH (MHz/V)	FREQ. PULL (MHz)	PHASE NOISE (dBc/Hz) at offsets				FREQ OFFSET (KHz)	PHASE NOISE at 865 MHz (dBc/Hz)
		-55°C	+25°C	+85°C	-55°C	+25°C	+85°C		F2	F3	F4			1kHz	10kHz	100kHz	1MHz		
0.00	45.56	543.1	529.7	516.4	12.40	12.15	11.80	31.31	-31.5	-24.3	-31.6	0.35	14.85	-71.7	-93.8	-114.4	-134.3	1.0	-78.56
0.50	44.41	565.7	552.5	539.8	12.39	12.23	11.89	31.32	-30.9	-24.2	-32.4	0.37	13.31	-73.6	-96.1	-115.4	-135.5	2.0	-86.25
1.00	42.71	588.0	574.7	562.1	12.40	12.14	11.82	31.33	-27.8	-23.4	-32.9	0.33	13.62	-72.1	-96.2	-116.3	-136.4	3.5	-93.46
2.00	39.96	628.5	616.1	604.4	12.66	12.31	11.81	31.36	-25.4	-23.0	-35.3	0.30	14.80	-75.8	-97.0	-118.2	-138.5	6.0	-99.39
3.00	40.02	668.9	656.3	644.5	12.81	12.41	11.84	31.39	-23.8	-22.7	-39.8	0.29	12.81	-76.6	-99.8	-120.0	-140.0	8.5	-102.33
4.00	41.00	708.5	696.3	684.8	13.07	12.60	11.95	31.42	-22.4	-22.6	-44.7	0.28	10.97	-76.9	-101.7	-121.5	-141.5	10.0	-104.12
5.00	45.12	750.5	738.0	726.6	13.25	12.75	12.00	31.44	-21.7	-22.9	-48.8	0.29	11.12	-78.8	-102.3	-122.7	-142.6	20.8	-111.37
6.00	49.35	798.1	784.8	772.9	13.58	12.93	12.01	31.49	-20.3	-24.0	-47.6	0.28	8.16	-79.9	-103.1	-123.6	-143.5	35.5	-116.34
7.00	54.25	849.4	835.2	823.0	13.92	13.11	12.13	31.57	-19.2	-25.1	-46.9	0.28	9.12	-77.7	-104.4	-125.0	-144.6	60.7	-120.81
8.00	55.87	904.1	889.6	877.1	14.08	13.24	12.12	31.67	-17.9	-27.8	-44.5	0.26	9.41	-78.9	-104.1	-126.0	-145.7	86.7	-124.30
9.00	54.90	959.6	945.3	933.0	14.21	13.34	12.24	31.78	-17.7	-31.8	-40.2	0.25	8.51	-76.7	-105.1	-127.0	-147.2	100.0	-125.50
10.00	50.96	1014.2	999.8	987.8	14.43	13.39	12.29	31.86	-17.6	-34.2	-37.6	0.13	8.11	-77.1	-104.6	-127.6	-147.5	148.1	-128.94
11.00	47.96	1064.4	1050.4	1038.9	14.45	13.42	12.25	31.88	-17.6	-33.9	-36.7	0.05	4.62	-76.2	-105.0	-127.9	-148.7	177.0	-130.60
12.00	43.07	1109.7	1096.7	1086.2	14.23	13.25	12.06	31.91	-17.6	-33.1	-36.5	0.01	6.14	-75.9	-104.2	-128.2	-149.2	211.6	-132.05
13.00	39.79	1151.5	1139.2	1129.1	13.98	12.97	11.81	31.89	-17.6	-31.1	-36.4	0.01	6.56	-77.5	-104.5	-128.2	-149.2	302.4	-135.36
14.00	37.08	1189.9	1178.3	1168.8	13.65	12.75	11.66	31.88	-18.0	-30.8	-38.6	0.05	6.17	-76.4	-105.4	-128.4	-149.8	361.5	-136.73
15.00	34.36	1225.5	1214.7	1205.6	13.29	12.41	11.43	31.84	-18.3	-32.0	-42.8	0.10	3.63	-77.2	-105.0	-128.5	-149.4	507.5	-139.68
16.00	32.89	1259.5	1248.8	1239.8	12.95	12.08	11.17	31.78	-19.0	-30.4	-42.4	0.14	4.42	-77.7	-105.7	-128.5	-149.5	606.7	-141.32
17.00	29.61	1291.3	1281.0	1272.1	12.66	11.88	11.01	31.75	-19.9	-30.4	-44.5	0.17	7.16	-78.9	-105.1	-128.1	-149.5	851.6	-144.19
18.00	27.94	1320.2	1310.1	1301.4	12.33	11.64	10.76	31.70	-20.7	-29.9	-43.7	0.18	7.55	-79.3	-106.2	-128.2	-148.8	1000.0	-145.57

\*at 25°C unless mentioned otherwise



For detailed performance specs & shopping online see web site

P.O. Box 350166, Brooklyn, New York 11235-0003 (718) 934-4500 Fax (718) 332-4661 The Design Engineers Search Engine Provides ACTUAL Data Instantly at [minicircuits.com](http://minicircuits.com)

Notes: 1. Performance and quality attributes and conditions not expressly stated in this specification sheet are intended to be excluded and do not form a part of this specification sheet. 2. Electrical specifications and performance data contained herein are based on Mini-Circuit's applicable established test performance criteria and measurement instructions. 3. The parts covered by this specification sheet are subject to Mini-Circuits standard limited warranty and terms and conditions (collectively, "Standard Terms"); Purchasers of this part are entitled to the rights and benefits contained therein. For a full statement of the Standard Terms and the exclusive rights and remedies thereunder, please visit Mini-Circuits' website at [www.minicircuits.com/MCLStore/terms.jsp](http://www.minicircuits.com/MCLStore/terms.jsp).