

Surface Mount RF Transformer

TC1-1T+

50Ω 0.4 to 500 MHz

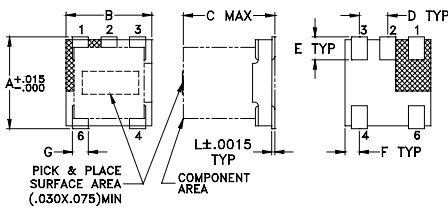
Maximum Ratings

Operating Temperature	-40°C to 85°C
Storage Temperature	-55°C to 100°C
RF Power	0.25W
DC Current	30mA

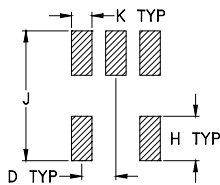
Pin Connections

PRIMARY DOT	6
PRIMARY	4
SECONDARY DOT	1
SECONDARY	3
SECONDARY CT	2

Outline Drawing AT224-1



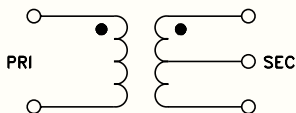
PCB Land Pattern



Outline Dimensions (inch/mm)

A	B	C	D	E	F
.150	.150	.160	.050	.040	.025
3.81	3.81	4.06	1.27	1.02	0.64
G	H	J	K	L	wt
.028	.065	.190	.030	.007	grams
0.71	1.65	4.83	0.76	0.18	0.15

Config. A



Features

- usable over 0.4-500 MHz
- excellent amplitude unbalance, 0.1 dB typ. and phase unbalance, 2 deg typ. in 1 dB bandwidth
- good return loss
- plastic base with leads
- aqueous washable

Applications

- VHF/UHF receivers/transmitters
- push-pull amplifiers



CASE STYLE: AT224-1
PRICE: \$1.19 ea. QTY (100)

+ RoHS compliant in accordance with EU Directive (2002/95/EC)

The +Suffix has been added in order to identify RoHS Compliance. See our web site for RoHS Compliance methodologies and qualifications.

Transformer Electrical Specifications

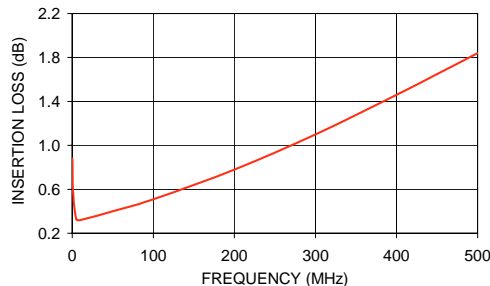
Ω RATIO	FREQUENCY (MHz)	INSERTION LOSS*			PHASE UNBALANCE (Deg.) Typ.		AMPLITUDE UNBALANCE (dB) Typ.	
		3 dB MHz	2 dB MHz	1 dB MHz	1 dB bandwidth	2 dB bandwidth	1 dB bandwidth	2 dB bandwidth
1	0.4-500	0.4-500	0.5-300	1-100	2	5	0.1	0.6

* Insertion Loss is referenced to mid-band loss, 0.35 dB typ.

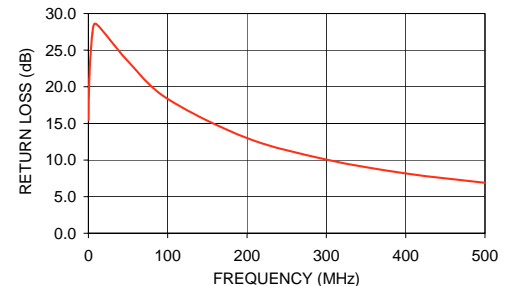
Typical Performance Data

FREQUENCY (MHz)	INSERTION LOSS (dB)	INPUT R. LOSS (dB)	AMPLITUDE UNBALANCE (dB)	PHASE UNBALANCE (Deg.)
0.30	0.88	15.46	0.06	0.03
1.00	0.57	21.01	0.04	0.05
5.00	0.33	27.35	0.02	0.01
10.00	0.32	28.55	0.02	0.15
50.00	0.40	23.46	0.02	0.63
100.00	0.51	18.34	0.06	1.24
200.00	0.78	13.01	0.21	2.57
300.00	1.10	10.06	0.47	3.99
400.00	1.46	8.16	0.82	5.66
500.00	1.84	6.90	1.26	7.50

TC1-1T+
INSERTION LOSS



TC1-1T+
INPUT RETURN LOSS



Mini-Circuits®
ISO 9001 ISO 14001 CERTIFIED

ALL NEW
minicircuits.com

P.O. Box 350166, Brooklyn, New York 11235-0003 (718) 934-4500 Fax (718) 332-4661 For detailed performance specs & shopping online see Mini-Circuits web site



The Design Engineers Search Engine Provides ACTUAL Data Instantly From MINI-CIRCUITS At: www.minicircuits.com

RF/IF MICROWAVE COMPONENTS

REV. C
M111888
TC1-1T+
ED-9236/2
IG/TD/CP/AM
080206